

Classic Mailbox Posts

CLASSIC MAILBOX POSTS FOR RURAL AND TOWNHOUSE MAILBOXES

Made of die cast aluminum, Salsbury bolt mounted classic mailbox posts are available in top mounted (#4890), 1-sided (#4891) and 2-sided (#4892) styles and can accommodate rural mailboxes (see pages 72-77) and townhouse mailboxes (see pages 78-79). 1-sided classic posts can be assembled with the mailbox mounted on either the right side or the left side. Optional in-ground mounting kits (#4896) easily attach to the base of classic posts and allow for in-ground applications. Classic mailbox posts feature a durable powder coated finish available in five (5) contemporary colors. Minor assembly is required.



Classic post (#4890) attached to in-ground mounting kit (#4896) and antique rural mailbox (#4850A) (see pages 74-75) displayed

order rural mailboxes (see pages 72-77) and townhouse mailboxes (see pages 78-79) separately



DESCRIPTION
4890¹ - Classic Post - bolt mounted

UNIT SIZE

Post:
3-1/2" diameter x 42" H

Base:
10" W x 10" D

WEIGHT
20 lbs.

PRICE
\$150.00 Does not include mailbox

DESCRIPTION
4891¹ - Classic Post 1-sided - bolt mounted

UNIT SIZE

Post:
3-1/2" diameter x 58" H
Arm:
8-1/4" W x 3/8" H x 6" D

Base:
10" W x 10" D

WEIGHT
25 lbs.

PRICE
\$175.00 Does not include mailbox




DESCRIPTION
4892¹ - Classic Post 2-sided - bolt mounted

UNIT SIZE

Post:
3-1/2" diameter x 58" H
Arms:
(2) 8-1/4" W x 3/8" H x 6" D
Base:
10" W x 10" D

WEIGHT
30 lbs.

PRICE
\$200.00 Does not include mailbox

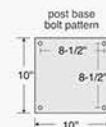
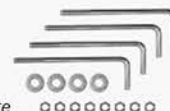


OPTIONS

4894 - Pedestal Mounting Kit

For new concrete installations

- (4) 1/2" W X 8" H anchor (J) bolts
- 3 lbs.
- \$25.00



4896 - In-ground Mounting Kit

For in-ground installations

- 3-1/2" W x 3-1/2" D x 16" H
- top: 10" W x 10" D
- 10 lbs.
- \$30.00



Classic post attached to in-ground mounting kit displayed